








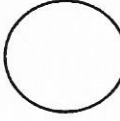


## English exercises

### 1. Name the colours.

<u>black</u>		<u>yellow</u>	
<u>red</u>		<u>green</u>	
<u>blue</u>		<u>purple</u>	
<u>pink</u>		<u>orange</u>	
<u>grey</u>		<u>white</u>	

purple	green	yellow	white	orange
black	grey	blue	pink	red

### 2. Write down the telephone numbers.

0 1 1 5 6

=

oh double one five six

3 3 8 8 7

=

double three double eight seven

0 8 9 4 3

=










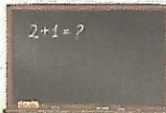
oh eight nine four three

8 3 5 5 2

=

eight three double five two

### 3. Write down the English words.

<u>schoolbag</u>		<u>exercise book</u>	
<u>pencil case</u>		<u>desk and chair</u>	
<u>pen</u>		<u>pencil</u>	
<u>ruler</u>		<u>rubber</u>	
<u>book</u>		<u>board</u>	

pencil	board	rubber	pen	desk and chair
schoolbag	book	ruler	pencil case	exercise book

### 4. Introduce yourself. Write an introduction.

Example:

Hi, my name is Mary.

I'm ten years old.

I like swimming.

My favourite animal is a dolphin.

My favourite colour is blue.

your introduction: *individual solutions*

---

---

---

---

---

---

---

picture of me

5. Read the parts of the body and draw lines.

